



Create your own
magical tree

509 | Arts |

There are plenty more activities and videos to look at on our learning resources page:

<https://www.509arts.co.uk/project/meal-one-creative-learning/>

This QR code will also take you there



We also have loads of stuff on our social media sites to look at:




We would love to see what you produce from these activities!

Take a picture of your work and send it to hello@509arts.co.uk and we will upload it to our gallery.

You can see the lovely creations other people have made at our gallery:

<https://www.509arts.co.uk/project/meal-one/>



This is what the plum tree looks like in the show.

Do you think the tree looked real or magical?

Can you draw your own magical tree?

What colour should it be?




What shape is it?

There are some ideas on the next slides to help you.

You could design your own or print off a tree to colour.







leaves

branches


trunk

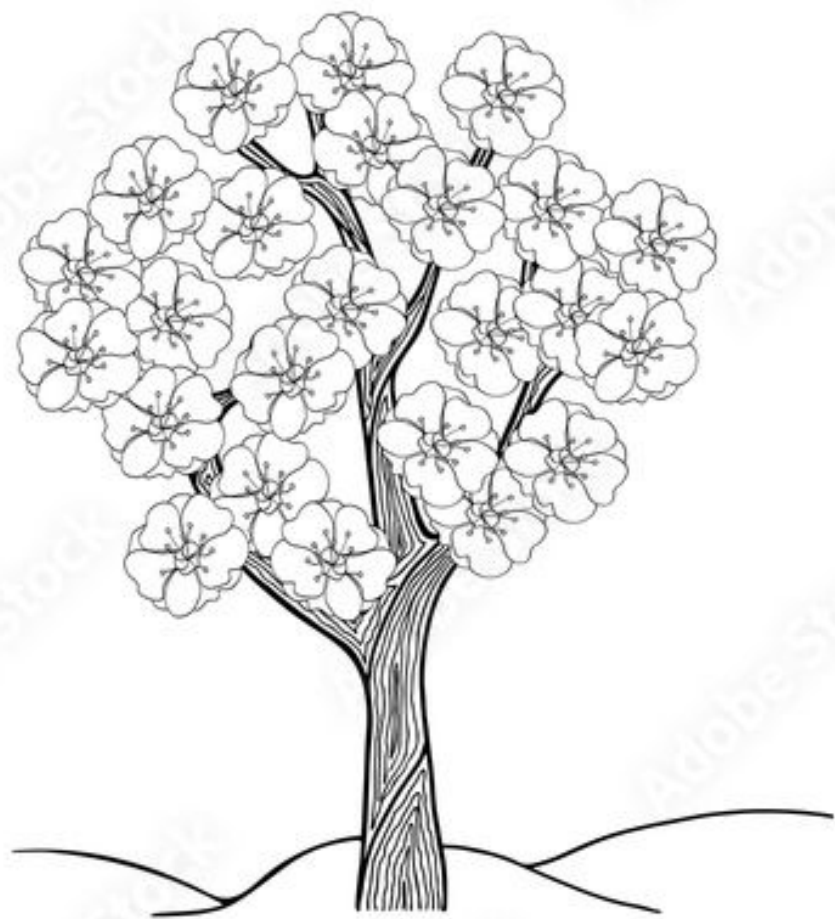
ground

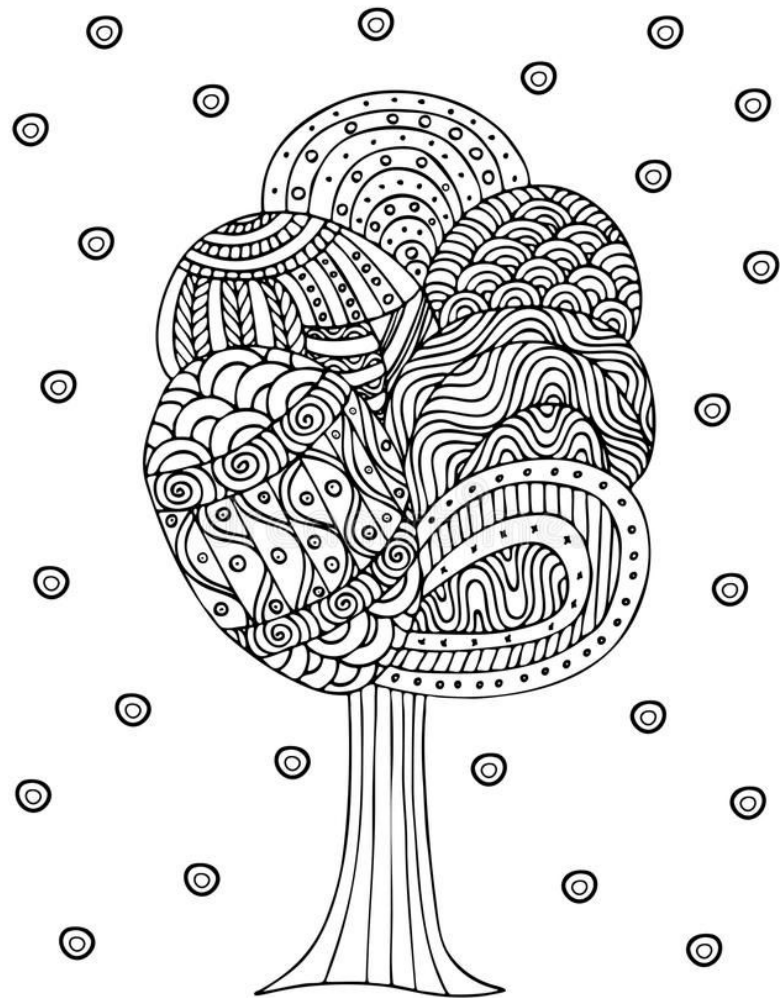
seed or
stone

roots


















Education and support packs devised for
509 Arts by Lucy Dix at Form.

form.lucy@gmail.com

<https://formcommunity.wordpress.com/>

Show illustration by Lucy Bingham

Photography by Chris Payne



Supported using public funding by
**ARTS COUNCIL
ENGLAND**